

# Telling the Truth about Christian Britain

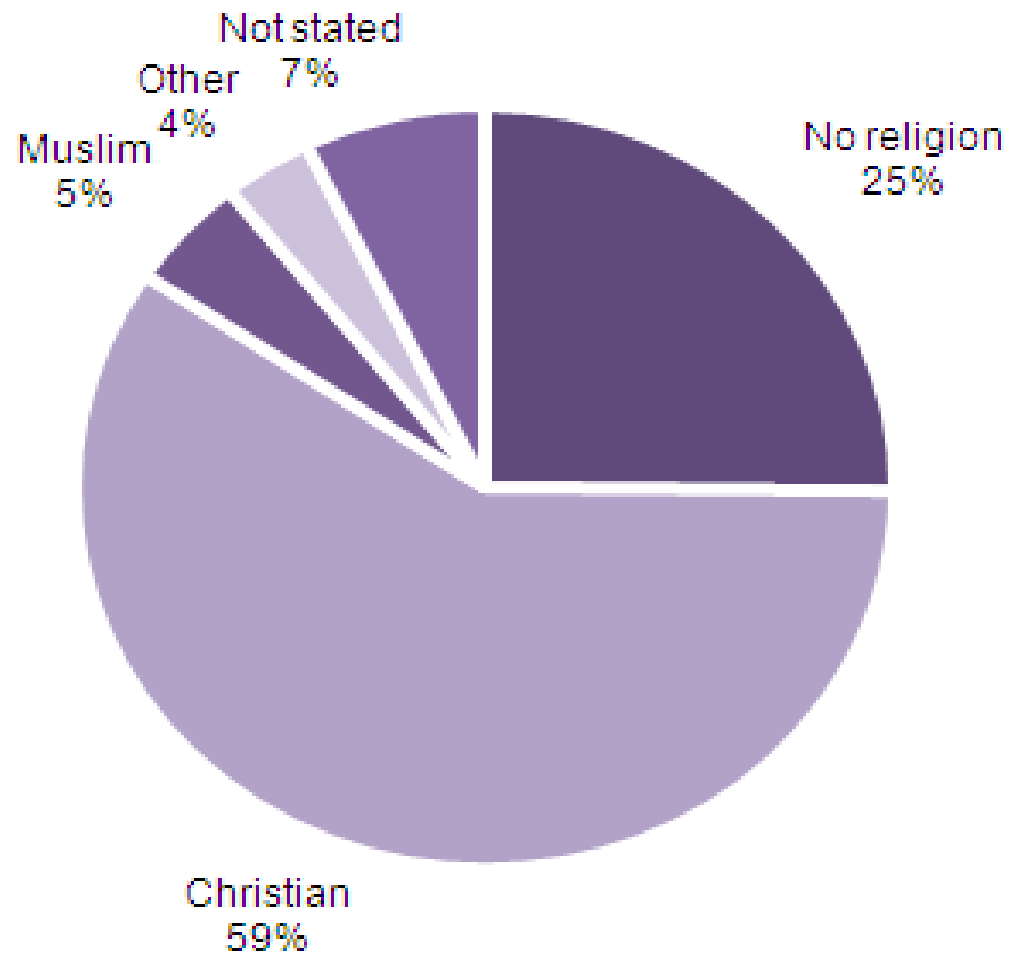
Professor Linda Woodhead

Lancaster University

AHRC/ESRC Westminster Faith Debates

## Census 2011 (England & Wales)

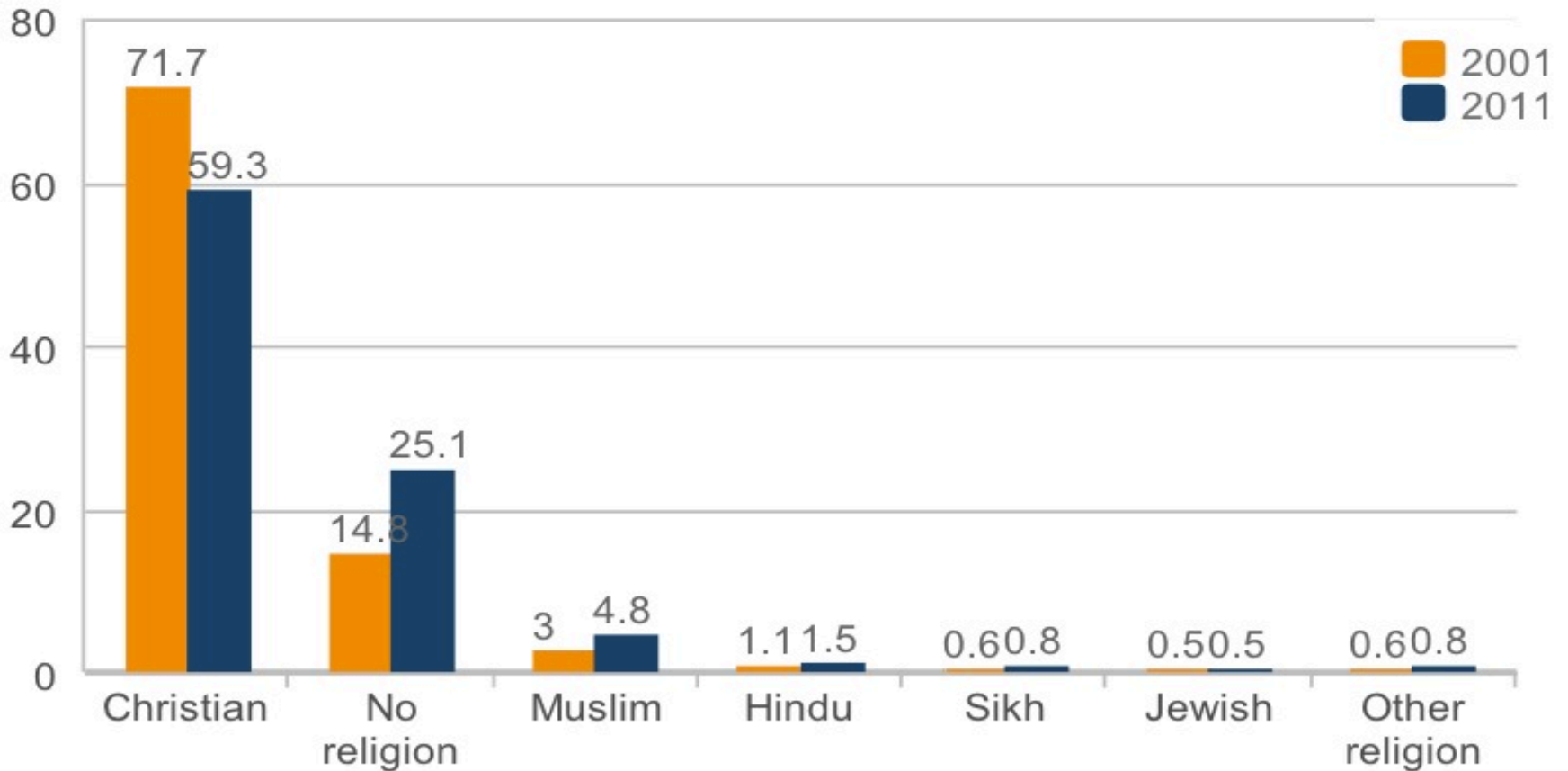
Source: ONS



# Christians fall in number between 2001 and 2011

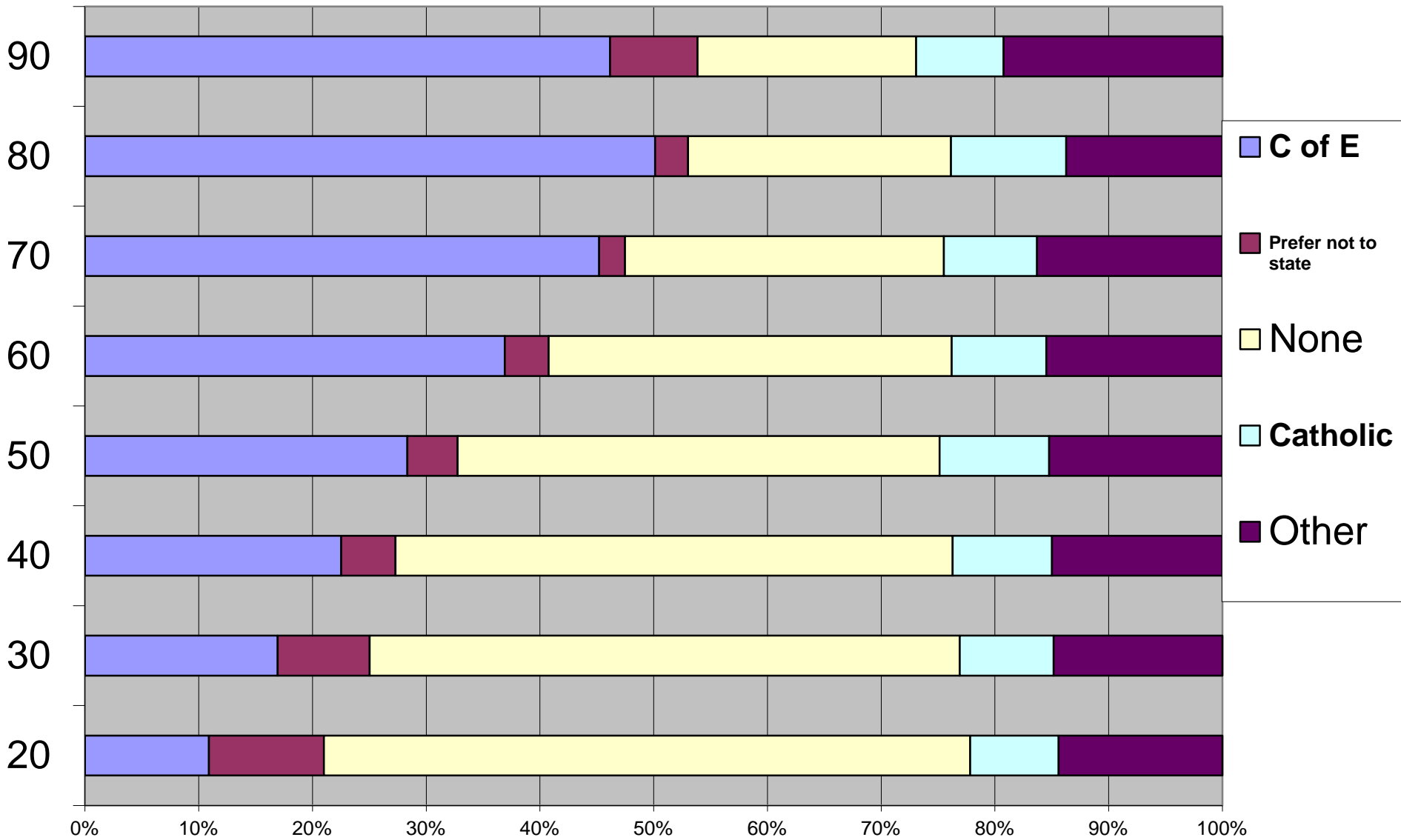
Remainder did not state religion

%

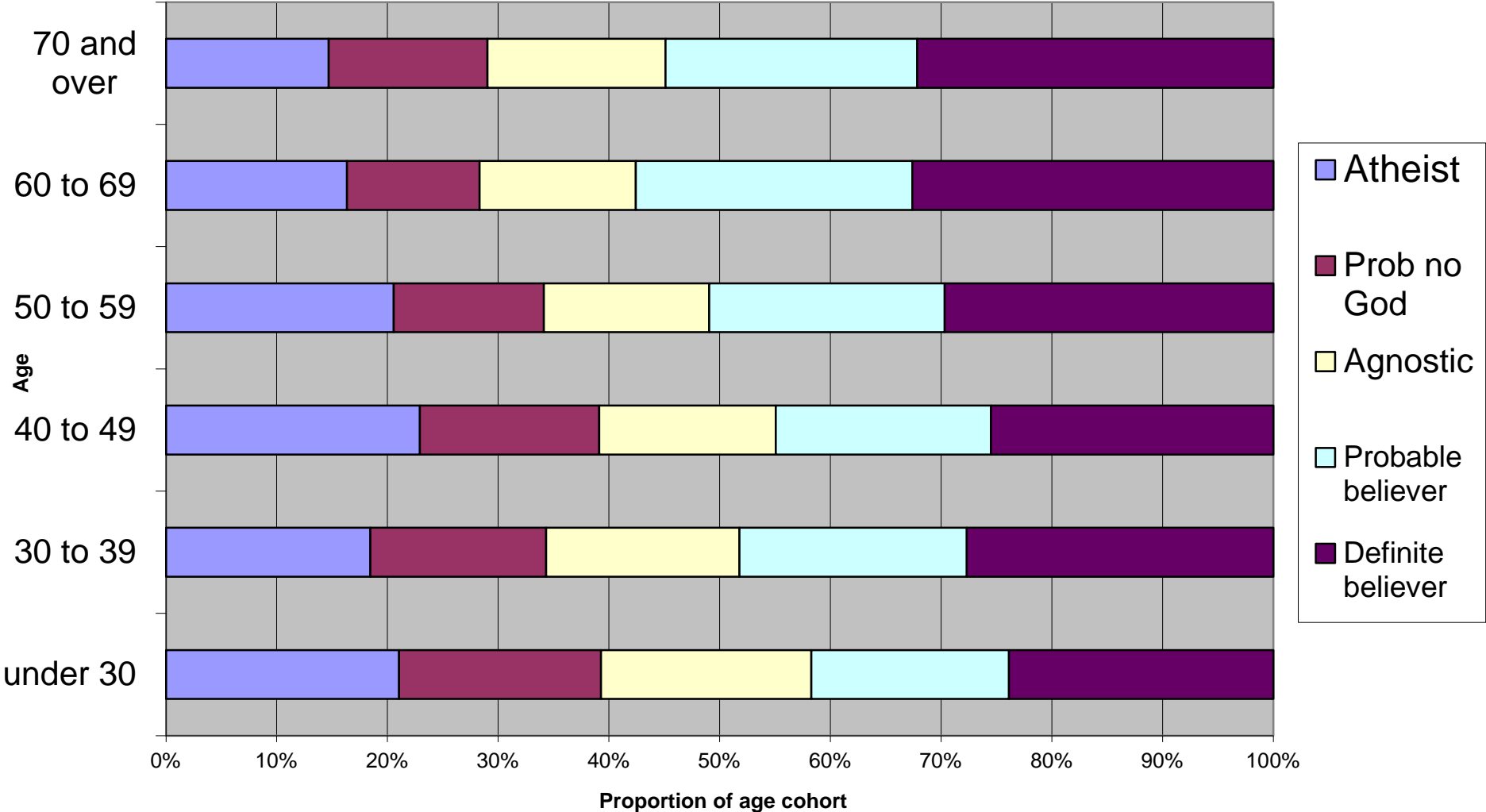


Source: ONS

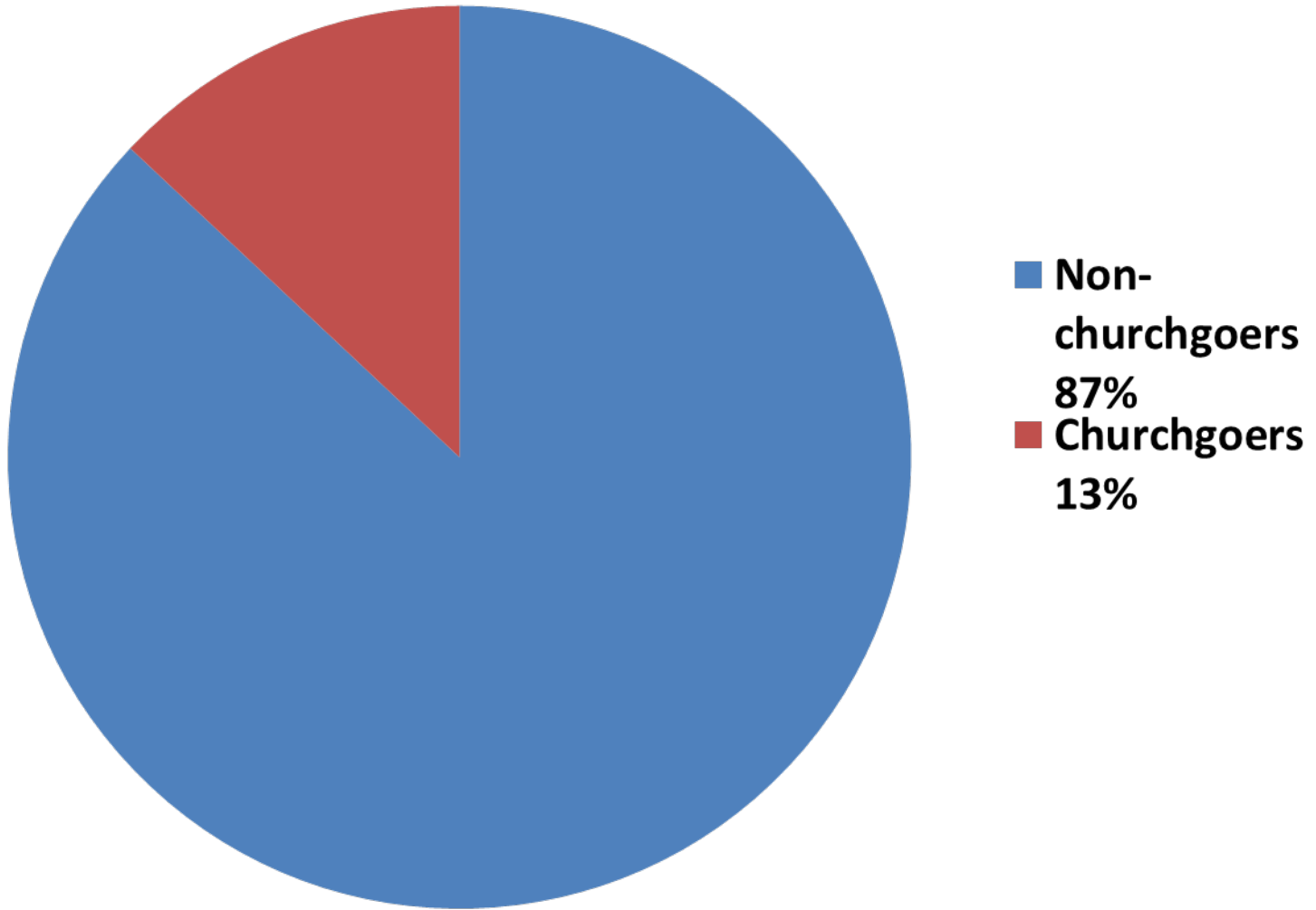
# Religious by age



# Strength of belief by age



## GB Anglicans



Which ONE, if any, of the following do you MOST rely on MOST for guidance as you live your life and make decisions?		
Own reason and judgement		35
Own intuition or feelings		21
Family		18
Trusted friends		4
God or 'higher power'		4
The tradition and teachings of my religion		3
Science		3
A scripture or holy book, e.g. Bible, Qur'an		2
The religious or spiritual group to which I belong		1
Great literature and art, past and present		1
Deceased loved ones		1
Religious leaders, local or national		0
None of these		4
Don't know		3

Which, if any, of the following do you rely on for guidance as you live your life and make decisions?  
Please select up to four.

Own reason and judgement	64
Own intuition or feelings	57
Family	53
Trusted friends	37
Science	19
God or 'higher power'	14
The teachings of my religion	11
Deceased loved ones	6
Great literature and art, past and present	6
The religious or spiritual group to which I belong	3
Religious leaders, local or national	2
None of these	4
Don't know	3



<b>Which do you rely on most? (ADHERENTS)</b>	<b>CofE</b>	<b>RC</b>	<b>Baptist</b>
<b>Own reason and judgement</b>	34	29	26
<b>Own intuition or feelings</b>	23	21	7
<b>Family</b>	21	20	8
<b>Trusted friends</b>	4	4	0
<b>God or 'higher power'</b>	4	8	31
<b>The tradition and teachings of my religion</b>	3	8	11
<b>Science</b>	2	0	2
<b>A scripture or holy book, e.g. Bible, Qur'an</b>	1	1	10
<b>The religious or spiritual group to which I belong</b>	1	2	0
<b>Religious leaders, local or national</b>	0	0	0

<b>Which do you rely on most? (CHURCHGOERS)</b>	<b>CofE</b>	<b>RC</b>
<b>Own reason and judgement</b>	<b>31</b>	<b>20</b>
<b>Own intuition or feelings</b>	<b>14</b>	<b>14</b>
<b>Family</b>	<b>11</b>	<b>17</b>
<b>Trusted friends</b>	<b>3</b>	<b>3</b>
<b>God or 'higher power'</b>	<b>15</b>	<b>13</b>
<b>The tradition and teachings of my religion</b>	<b>10</b>	<b>17</b>
<b>Science</b>	<b>1</b>	<b>1</b>
<b>A scripture or holy book, e.g. Bible, Qur'an</b>	<b>7</b>	<b>5</b>
<b>The religious or spiritual group to which I belong</b>	<b>3</b>	<b>5</b>
<b>Religious leaders, local or national</b>	<b>1</b>	<b>0</b>

In your opinion, would you say that the Church of England today is...?

A positive force in society 18

A negative force in society 14

Neither a positive or negative force in society 58

Don't know 10

You said that in your opinion the Church of England was a positive force in society, which, if any, of the following is the MAIN reason for this?

The Church of England is integral to English culture	21
The Church of England is an ethical voice in society	20
The Church of England is part of our heritage	18
The Church of England is at the heart of local communities	10
The Church of England is a support for those in need	10
The Church of England brings people closer to God	9
The Church of England is an important part of a global church	5
The Church of England is an important provider of services like schools and chaplains	4
For another reason	2
Don't know	2

You said that in your opinion the Church of England was a negative force in society, which, if any, of the following is the MAIN reason for this?

The Church of England is too prejudiced - it discriminates against women and gay people	30
The Church of England is stuffy and out of touch	24
The Church of England is too hypocritical	17
The Church of England is too morally conservative	8
The Church of England is too privileged	6
The Church of England is too liberal	4
The Church of England is too 'happy clappy'	2
The Church of England is too clerical	2
For another reason	5
Don't know	2

You said that in your opinion the _Catholic Church_ in Britain is a negative force in society, which, if any, of the following is the MAIN reason for this?		
The Catholic Church in Britain is too prejudiced - it discriminates against women and gay people		28
Because of the child abuse claims		23
The Catholic Church is too hypocritical		22
The Catholic Church in Britain is stuffy and out of touch		11
The Catholic Church in Britain is too morally conservative		7
The Catholic Church in Britain is too privileged		2
The Catholic Church in Britain is too liberal		1
The Catholic Church in Britain is too 'happy clappy'		1
The Catholic Church in Britain is too clerical		1
For another reason		4
Don't know		1

You said that in your opinion the Church of England was a negative force in society, which, if any, of the following is the MAIN reason for this?

AGES	18-24	25-39	40-59	60+
stuffy and out of touch	17	19	23	35
prejudiced - discriminates against women and gay people	46	39	24	15

# From cradle to grave – NHS not CofE

- BAPTISMS (as % live births): 65% in 1900, 20% in 2000, 12% in 2010
- MARRIAGES (% share of all marriages, religious and civil): 65% in 1900, 24% in 2000, 24% in 2010
- FUNERALS (% of deaths): 46% in 2000, 37% in 2010  
[est. CofE had 75% market share until 1960s]



# Churches' diminished status in national life

(save spaces of the elite: monarchy public schools, Oxbridge, judges, parliament, armed forces)

Church leaders are out of step with the moral convictions of the British people

Less than 30% of Christians under 45 think that same sex marriage is wrong.

A clear majority under 45 think it is positively right.

A liberal, democratic/egalitarian 'moral majority' of 80-90% of the GB population

A strict moral minority of 8.5%  
(on abortion, SSM, euthanasia)

A God-fearing moral minority of 3.6%

Also out of step on socio-political values ..

... both with Christians and the population as a whole

**Paternalist**

7% GB  
5% CofE

9% GB  
10% CofE

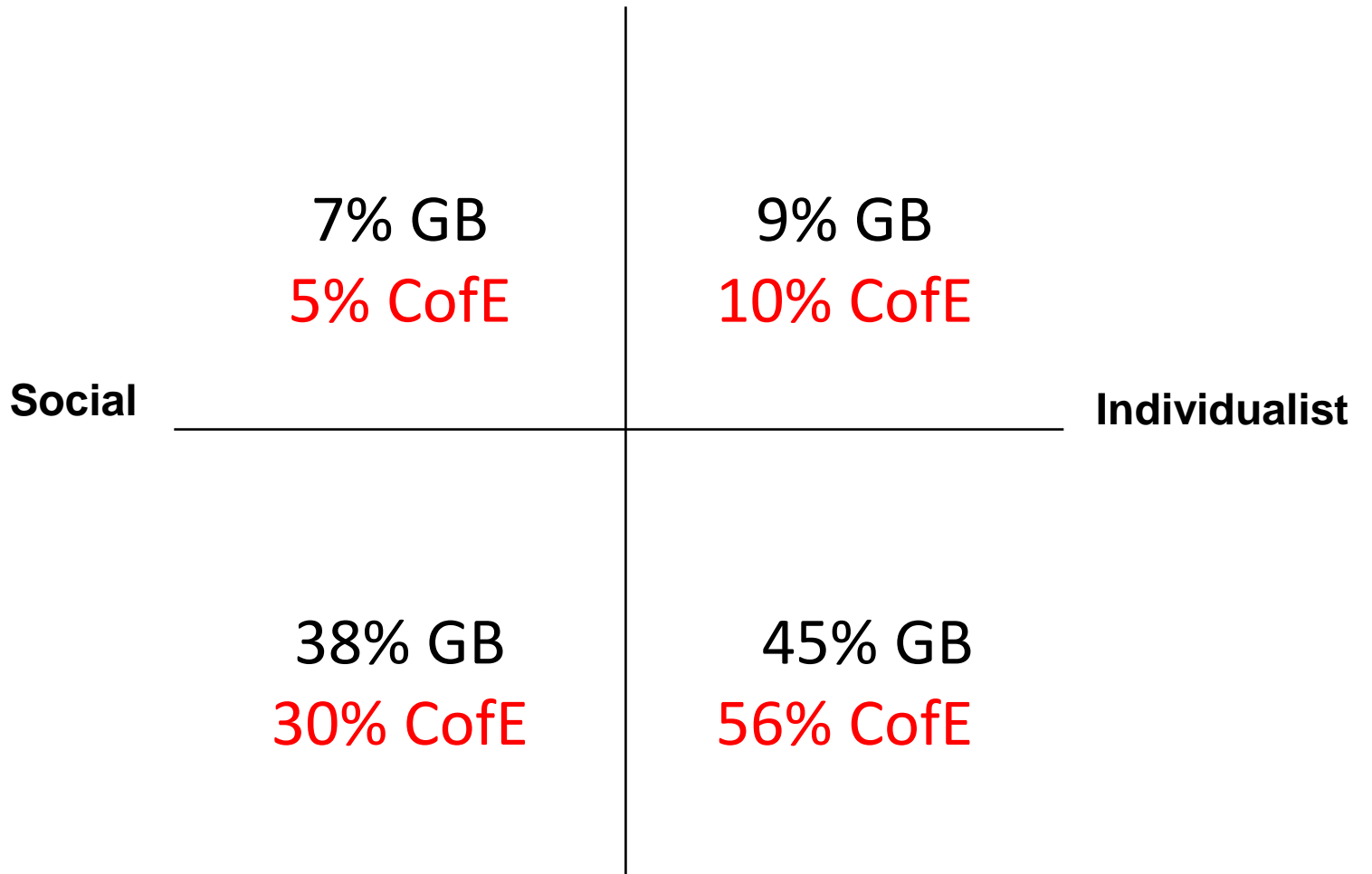
**Social**

**Individualist**

38% GB  
30% CofE

45% GB  
56% CofE

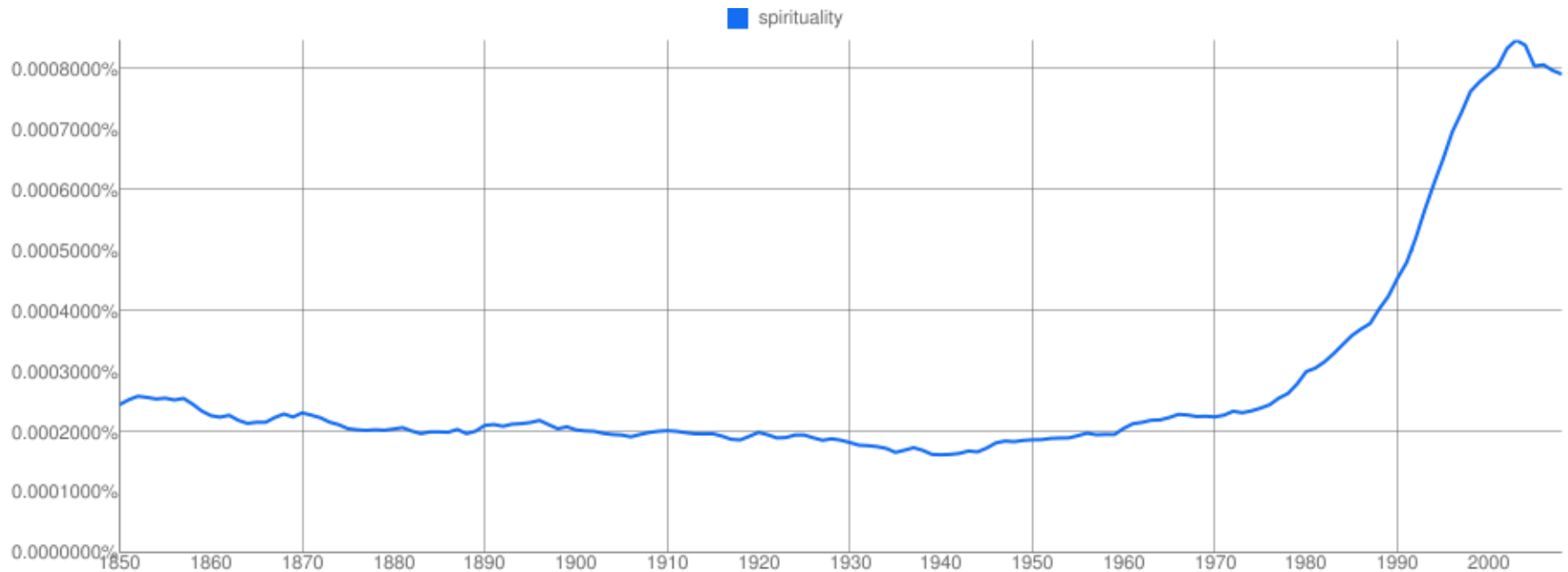
**Liberal**



# Renewal from the fringes

# Occurrences of the term 'spirituality' in English language works in the Google Books (2009) database from 1850 to 2008

(Courtesy Prof Richard King)



# Evangelicalism

In 2005, 40% of churches and 40% of church attendance in England evangelical

Evangelical churches are (a) larger and (b) more likely to be growing than non-evangelical churches.

(Source: Brierley)



# Church growth in London

- Church attendance in Greater London grew by 16% between 2005 and 2012 (= 9% of the capital's population at the latter date)
- Growth was among black majority and immigrant churches, which together accounted for 27% of all Christian places of worship in London in 2012 and 24% of churchgoers. In Inner London 48% of worshippers were black.
- RC static, CofE falling
- the net increase of 100,000 worshippers from 2005 to 2012 comprised largely of women (82%)

(Source: Brierley)

# Profile of Churchgoers in England, 2005

Source: Peter Brierley

---

Anglican	Roman Catholic	Baptist, Charismatic, independent churches
28 %	28%	44%

# Cathedrals

The overall growth in cathedral congregations since 2000 = 37%, representing an average of 4% each year, with midweek attendance alone more than doubling

Public & civic events up 80%

# Festivals, networks, media etc.

- Greenbelt, Spring Harvest etc
- *Tablet, Thinking Anglicans*
- Spiritual care, chaplaincy
- Global developments







# Conclusion

The failure of religious institutions in GB to connect with religious people

The coming apart of Christian institutions and the spiritual and moral life of the nation



### Trust in Religious Institutions in Europe, 2004

*I would like to ask you a question about how much trust you have in certain institutions. For each of the following institutions, please tell me if you tend to trust it or tend not to trust it . . . The religious institutions.*

Percentage in each country who answered "tend to trust"

